

A New Class of Stuck Unknots in Pol_6

Godfried Toussaint

May 17, 1999

Abstract

We consider embedding classes of hexagonal unknots with edges of fixed length. Cantarella and Johnston [3] recently showed that there exist “stuck” hexagonal unknots which cannot be reconfigured to convex hexagons for suitable choices of edge lengths. Here we uncover a new class of stuck unknotted hexagons, thereby proving that there exist at least five classes of nontrivial embeddings of the unknot. Furthermore, this new class is stuck in a stronger way than the class described in [3].

1 Introduction

A closed chain of n line segments with lengths l_1, \dots, l_n embedded in R^3 forms a space polygon. The space of such polygons is denoted (using the notation of Cantarella and Johnston [3]) by $Pol_n(l_1, \dots, l_n)$. We are concerned here with simple space polygons or unknots (also trivial knots). Recently Cantarella and Johnston [3] and independently, Biedl, et al. [1] studied the embedding classes of such objects and discovered that there exist stuck (or locked) simple polygons. The polygon of Biedl, et al. [1] contains 10 edges whereas the example of Cantarella and Johnston [3] has only six edges (see Figure 1). These results are relevant to linkage convexification problems because they imply there exist linkages in 3D that cannot be convexified. It is still not known whether all linkages in 2D can be convexified. The results are also relevant to understanding how small-scale rigidity influences the shape of DNA and other complex molecules [5], [4]. Since, in addition to the flat convex version, there is a “right” and “left” version of the unknot in Figure 1, Cantarella and Johnston in effect proved that the space of isotopic embeddings has at

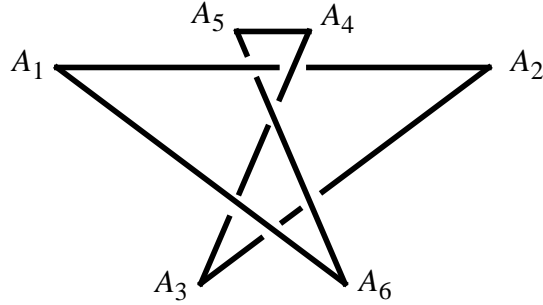


Figure 1: The stuck unknot of Cantarella and Johnston.

least three connected components. The lengths of the edges are crucial for this property. Indeed, if all six lengths are the same, Millet and Orellana [6] showed that the class of unknots in $Pol_6(1, 1, 1, 1, 1, 1)$ is connected. Furthermore, if we consider orientation Calvo [2] has shown that there are distinct embeddings of left and right-handed trefoils in $Pol_6(1, 1, 1, 1, 1, 1)$. In the conclusion of their paper Cantarella and Johnston state that they suspect that all stuck unknots in Pol_6 belong to the class illustrated in Figure 1, in other words, that there are no more than three components in Pol_6 . In this note we describe a new class of stuck unknotted hexagons. An example of such a hexagon in this new class is illustrated in Figure 2.

2 A New Stuck Unknotted Hexagon

Denote the space polygon by its vertices $A = A_1A_2\dots A_6$ and let l_i be the length of link A_iA_{i+1} , modulo 6. Note that the lengths in both figures are not metrically accurate but the figures are easier to visualize as shown. For our new class we could in fact use the same lengths as Cantarella and Johnston do and in the same order. However, it makes the argument simpler if we change them. Accordingly let the lengths be: $l_1 = 20$, $l_2 = l_6 = 13$, $l_3 = l_5 = 4$ and $l_4 = 1$. The argument follows directly from the results on stuck chains of five segments (the “knitting-needles”) obtained in [3] and [1].

The only way to flatten the polygon with the knot diagram shown is to either pass the chain $A_3A_4A_5A_6$ over A_1 or under A_2 . For this to occur it is necessary that the length of $A_3A_4A_5A_6$ be not smaller than the length of the

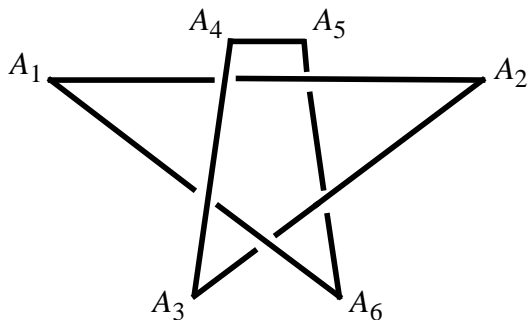


Figure 2: A new class of stuck unknotted hexagons.

shorter of l_2 and l_6 or 13. But the length of $A_3A_4A_5A_6$ is $9 < 13$. Therefore a polygon with the knot diagram shown in Figure 2 is stuck. It remains to show that such a knot diagram can be realized by a hexagon. There is considerable leeway in such constructions and we will just outline one such strategy for actually obtaining coordinates. First construct a crossing planar polygon on the xy -plane with the given link lengths such that the distance between the parallel links A_1A_2 and A_4A_5 is 1. Denote the height (z -coordinate) of each vertex by h_i and refer to Figure 3. The final polygon will have vertices A_1, A_2, A_3 on the xy -plane (shaded triangle) and thus height zero. Now select some positive real number ϵ as small as desired, say less than 0.1, and let $h_4 = +\epsilon$ and $h_5 = -\epsilon$. Link A_3A_4 is now fixed and above the xy -plane, where A_4 has height $+\epsilon$. The length of link A_3A_4 is adjusted accordingly. Vertex A_5 is now fixed at height $-\epsilon$ and the length of link A_4A_5 is adjusted accordingly. Construct the line segment from A_5 with z -coordinate $-\epsilon$ through link A_2A_3 until it intersects the vertical line L_6 that contains A_6 at δ' . Now check if $A_1\delta'$, which lies above the xy -plane by construction, also lies below link A_3A_4 . If it does choose $h_6 = (\delta')/2$. If it lies above link A_3A_4 lower the line (at A_6) until it lies below link A_3A_4 and choose the corresponding height for A_6 , adjusting the length of link A_1A_6 accordingly.

An example of a polygon with the knot diagram shown in Figure 2 which is stuck has the following coordinates. $A_1 = (100, 10, 0)$, $A_2 = (-100, 10, -1)$, $A_3 = (10, 20, 0)$, $A_4 = (10, 0, 10)$, $A_5 = (-10, 0, -10)$, $A_6 = (-10, 20, 0)$.

For completeness we review the proof that the “knitting needles” are stuck. We include the proof of Biedl et al., [1] because it is simpler and shorter than the proof in [3]. Let $C = A_0, A_1, \dots, A_5$ be a polygonal chain

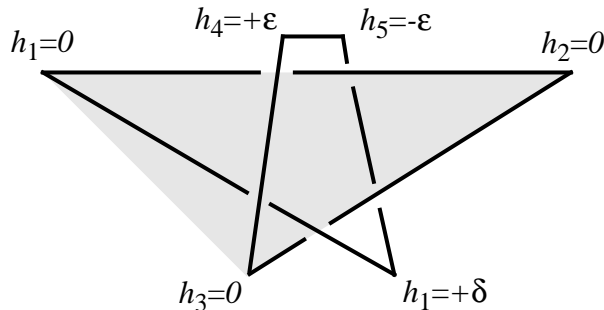


Figure 3: One construction strategy for the polygon with the required knot diagram.

of five links with lengths l_1, l_2, \dots, l_5 , respectively. Let the first and last links each be three times the sum of the lengths of the other three links. Finally let the “knot” diagram of C be as illustrated in Figure 4. Then we have the following lemma.

Lemma 1 ([3], [1]) *The “knitting needles” cannot be straightened.*

Proof: Construct a ball of radius $r = l_2 + l_3 + l_4$ centered at A_1 and keep link A_0A_1 fixed as a reference frame during any untangling motion of the remaining links. Because l_1 and l_5 are each three times the length of r , it follows that A_0 and A_5 must stay outside the ball at all times during any motion. Therefore we can attach a chain of segments C' between A_0 and A_5 such that C' lies outside the ball and such that the knot diagram of the union of C and C' is the trefoil knot. Now assume that C can in fact be straightened. Since C' remains outside the ball and $A_1A_2A_3A_4$ remains inside the ball at all times during the untangling motion it follows that if C were straightened then the union of C and C' would be the unknot, which contradicts the fact that it is a trefoil knot. ■

This lemma immediately implies that the unknotted hexagon of Figure 2 cannot be convexified. If a link is removed from the polygon it can only help to untangle it. To this end let us remove link A_1A_2 . But this results in the “knitting-needle” example which is stuck. Therefore the polygon is also stuck and cannot be reconfigured into a convex polygon. The lemma also

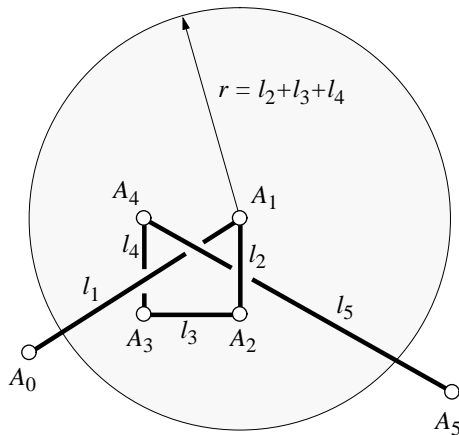


Figure 4: The “knitting-needles” example of a stuck chain of five segments [3], [1].

shows that the hexagon of Figure 2 cannot be reconfigured to the hexagon of Figure 1. Assume that it can and again remove link A_1A_2 . Then certainly the resulting chains can be reconfigured accordingly. But examining chain $A_2, A_3, \dots, A_6, A_1$ in Figure 1, with A_1A_2 missing, we see that A_1A_6 can be rotated about A_6 in the plane determined by $A_1A_6A_5$ to straighten A_6 . Thus we obtain a polygonal chain with four links. But by lemma 2 in [3] all polygons in space with less than five links can be straightened. But this implies that the polygon in Figure 2 with A_1A_2 missing can be straightened and this contradicts the “knitting-needle” lemma.

3 Concluding Remarks

It is clear from the example in Figure 2 that here we also have left and right versions of the polygon. In conclusion we can state the following result.

Theorem 1 *For suitable choices of edge-length, there are at least five classes of embeddings of the unknot in Pol_6*

Just as in the example of Cantarella and Johnston, we can obtain a family of stuck unknots similar to the polygon in Figure 2 for any value of $n > 6$

by inserting a polygonal chain of any number of edges between A_4 and A_5 as long as their total length does not exceed the length l_4 .

Finally we remark that the hexagon in Figure 2 is in a sense more stuck than the hexagon in Figure 1. Let us define the *stuck number* of a polygon as the minimum number of links that must be removed so that the remaining open chains can be straightened. Then, if the stuck number of a polygon is k we will say the polygon is k -stuck. Let us call a polygon *weakly* k -stuck if the removal of *any* k links allows the remaining open chains to be straightened. Similarly, let us call a polygon *strongly* k -stuck if this is not the case but there exists *some* set of k links whose removal allows subsequent straightening. From the results of Cantarella and Johnston [3] it follows that the hexagon in Figure 1 is *weakly* 1-stuck whereas the example in Figure 2 is *strongly* 1-stuck. Indeed, we have just seen that if in the hexagon of Figure 2 the link A_1A_2 is removed we obtain the stuck *knitting-needles* example of Cantarella and Johnston [3] and Biedl et al. [1].

References

- [1] T. Biedl, E. Demaine, M. Demaine, S. Lazard, A. Lubiw, J. O'Rourke, M. Overmars, S. Robbins, I. Streinu, G. T. Toussaint, and S. Whitesides. Locked and unlocked polygonal chains in 3d. In *Proc. 10th ACM-SIAM Symposium on Discrete Algorithms*, pages 866–867, 1999.
- [2] Jorge A. Calvo. The embedding space of hexagonal knots. *submitted to Topology and its Applications*, University of California at Santa Barbara(1999-15):1–39, 1999.
- [3] Jason Cantarella and Heather Johnston. Nontrivial embeddings of polygonal intervals and unknots in 3-space. *Journal of Knot Theory and its Ramifications*, 7(8):1027–1039, 1998.
- [4] Maxim D. Frank-Kamenetskii. *Unravelling DNA*. Addison-Wesley, 1997.
- [5] C. Holden. Random samples: Locked but not knotted. *SCIENCE*, 283:931, February 12, 1999.
- [6] K. Millet. Knotting of regular polygons in 3-space. *Journal of Knot Theory and its Ramifications*, 3:263–278, 1994.