



Bellairs Research Institute of McGill University

Workshop on Music and Mathematics

February 6-13, 2009

Bellairs Research Institute, Barbados

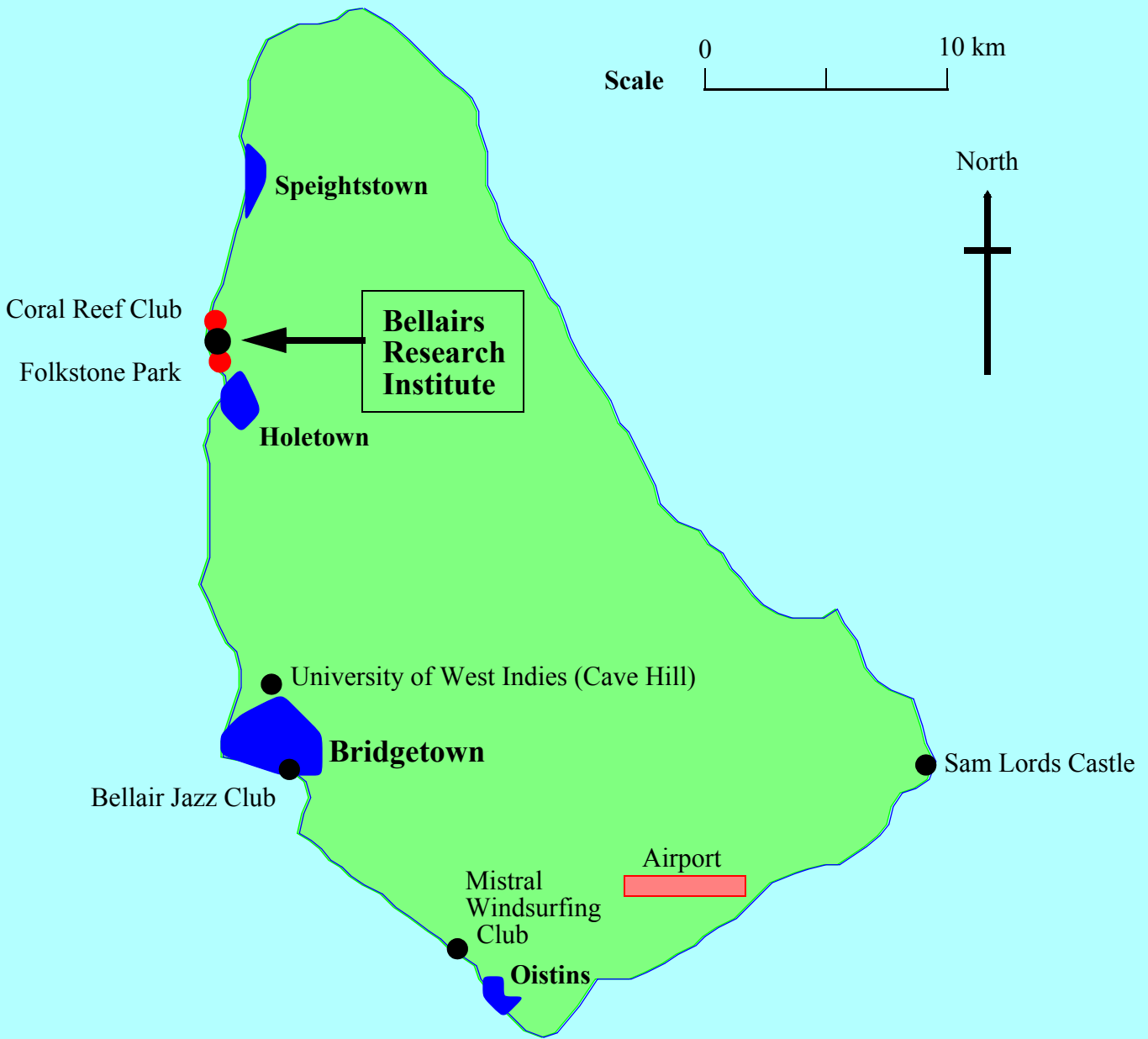
Bellairs Manager: Richard Haynes

Organizers: Dmitri Tymoczko and Godfried Toussaint

The *First Bellairs Workshop on Mathematics and Music* will be held in conjunction with the *24th Bellairs Workshop on Computational Geometry* from February 6-13, 2009. Participants are expected to arrive on Friday afternoon, February 6 in order not to miss the welcoming reception and opening banquet.

LIST OF PARTICIPANTS

1. *Emmanuel Amiot, Mathematics, Perpignan, France*
2. *Noam Elkies, Mathematics, Harvard University, USA*
3. *Mary Farbood, Music Technology, New York University, USA*
4. *Francisco Gomez, Mathematics, Madrid University, Spain*
5. *Rachel Hall, Mathematics and Computer Science, St. Joseph's University, USA*
6. *Mario Lopez, Mathematics, University of Denver, USA*
7. *Ian Quinn, Music, Yale University, USA*
8. *David Rappaport, Computer Science, Queens University, Canada*
9. *Bill Sethares, Electrical and Computer Engineering, University of Wisconsin, USA*
10. *Chris Thorpe, Babel Research, New York, USA*
11. *Godfried Toussaint, Computer Science and Music Technology, McGill University, Canada*
12. *Dmitri Tymoczko, Music, Princeton University, USA*
13. *Remco Veltkamp, Computer Science, Utrecht University, The Netherlands*
14. *Jason Yust, Music, University of Alabama, USA*



Barbados Map

Getting to Bellairs

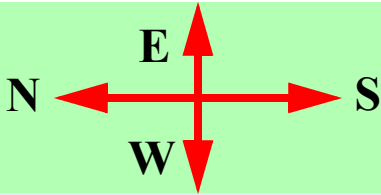
A. From the Airport

1. To get to Bellairs from the airport either take a taxi (about \$45 Bds and split the cost if you share) or a bus (about \$2 Bds). If the taxi driver does not know where Bellairs is, say it is located in between **Folkstone Park** and the **Coral Reef Club** on the north side of Holetown. These two landmarks are famous but with all the workshops during the past 21 years Bellairs is also becoming famous among taxi drivers. If you want to take a bus there are some direct busses but more interesting is to go to Bridgetown first and change to another bus (at another bus station).
2. **Bellairs Telephones:** area code (246), main office: 422-2087, dining hall: 422-2034. FAX: (246) 422-0692.
3. **Manager:** Richard Haynes, **e-mail:**bellairs@caribsurf.com

B. At Bellairs (consult the Bellairs Map on the next page)


1. When you arrive at Bellairs just go straight to the Dining Hall. There you will find either people or a message for you on the bulletin board or the blackboard telling you which is your room (if you don't already know it). Most of our rooms are in the two buildings shaded in dark grey called East Wing and West Wing. So these rooms are numbered with E or W accordingly. The rest of us will be lodged in either the new double rooms on the roof of the office building, or Seabourne House on the beach. You will find a key to your room in your room which should be unlocked unless your room mate has already arrived in which case you should look for your room mate probably on the beach. You may also look for Richard Haynes, the Bellairs Manager in the main office who can give you keys.

Bellairs Research Institute Map



Road

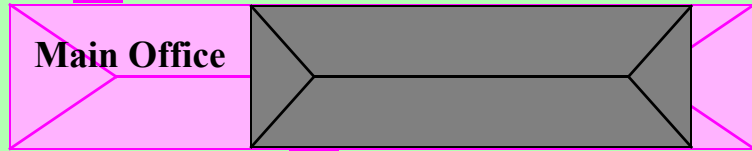
Entrance



gate

Garden


new double rooms-2nd floor



Main Office


Parking

East Wing



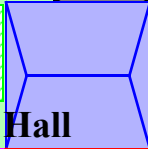
Garden

West Wing



Sun roof

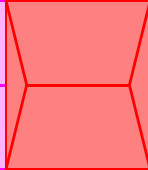
Dining Hall



Laboratories




Kitchen



Garden

Seabourne House



Garden



path to the beach

Coral Reef Club

Folkstone Park

beach



The Most Important House Rules

A. Kitchen and Food

1. There are four kitchens, two in the main complex. One is these is for us and we have keys and are responsible for keeping it clean. The other is the Cook's and is locked up. There is also a kitchen in the new building, and a kitchen in Seabourne house.
2. Breakfast is provided by Bellairs and is included in the room rate. The breakfast food is kept in our kitchen fridge. This food is to be used only at breakfast and finished by 10:00 am.
3. We are responsible for washing all our dishes after breakfast. Please leave the kitchen and dining areas clean.
4. We can make coffee in the kitchen any time we want.
5. There is a guest fridge in a locked room where we can keep our own private food. We will share a key for that room. Please label your food and remove any left over when you depart.

B. Showers and Sand

1. Sand in the shower drains can cause **enormous** blockage problems. Please rinse off the sand from your feet before entering your rooms. There are water taps outside the rooms rooms and Seabourne House for this purpose.

C. Locked Doors and Valuables

1. Please leave your room locked when you are not in it. It is also advisable to lock your room at night even if you are in it. We used to leave the rooms unlocked at all times, but times have changed. Those in Seabourne should keep the entire house locked up at all times **even if you are inside**.
2. You can leave your money and other valuables in the safe in the main office. If you leave some money in your room I suggest you put it in a purse inside a locked suitcase inside a closed closet. Certainly do not leave it within arm's reach of the back windows facing the public park. This was fine twenty years ago but Barbados has undergone a lot of *progress* in recent years.

D. Telephone and Wireless

1. There is a phone available in the main office for long distance calls. Please write all relevant information about the call in the booklet alongside the phone. It is advisable, and much cheaper to use phone cards.
2. If you do use the office phone please pay the phone bill (based on time) **before** you depart from Bellairs.
3. There is also wireless available in the main area of Bellairs and a charge for using it. Alternately you may use computers in the computer room.